

# Terrestrialisation (Precambrian–Devonian)

Paul Selden, *University of Kansas, Lawrence, Kansas, USA*

*Based in part on the previous versions of this eLS article 'Terrestrialisation (Precambrian–Devonian)' (2001, 2005, 2012).*

**The emergence of plants and animals from the sea on to land – terrestrialisation – was one of the major advances in the history of life on Earth. Evidence for early colonisation is poor, but the fossil record reveals that by mid-Palaeozoic times complex terrestrial ecosystems had become established. The first phase of land colonisation by organisms may have started in the Precambrian, some 2.6 Ga ago, in the form of microbially bound alluvial sands. The second phase began in earnest in Ordovician times, when early land plants, in the form of bryophyte-like spores, first appeared in the fossil record. By the Silurian, true vascular plants were present, and these green swards were inhabited by mainly detritivorous and predatory arthropods. By the late Devonian, true forests had developed, but it was not until the latest Palaeozoic that modern-type terrestrial ecosystems, with abundant herbivores in the food chain, appeared.**

## Introduction

Terrestrialisation – the colonisation of the land habitat from the sea by plants and animals – was the third most important event in the history of life on Earth, after its origin and the development of multicellularity. As an event, however, it lacks the drama of the sudden appearance of terrestrial life in the fossil record that once seemed apparent but has been shown to be illusory. Instead, it is more likely that the terrestrial habitat was colonised by increasingly higher forms of life as the environment became more convivial over many millions of years. This was, for the most part, due to amelioration of the land habitat by the biota itself. **See also: Fossil Record**

In order for plants and animals living in the sea to colonise the land, a number of physiological barriers need to be overcome. These include changes to methods of respiration, water management and osmoregulation, digestion, temperature con-

**eLS subject area:** Evolution & Diversity of Life

### How to cite:

Selden, Paul. *Terrestrialisation (Precambrian–Devonian)*, eLS, **Vol 2**: 1–6, 2021.

DOI: 10.1002/9780470015902.a0029314

## Advanced article

### Article Contents

- Introduction
- Precambrian Land Organisms
- Land Plants
- Silurian and Devonian Arthropod Records

Published online: 26<sup>th</sup> May 2021

trol, reproduction, dispersal, sensory perception and support and locomotion. As a medium for biochemical reactions, for the transport of cell solutes and for the maintenance of cell turgor, water is essential to life. It is the variability of its availability on land that is problematic for terrestrial life – inundation can be as fatal as dehydration for a land organism. Four groups of land organisms can be defined based on their management of water availability.

1. Aquatic organisms avoid the problem by living in interstitial water in soils; these include microscopic nematodes, protozoans and unicellular algae.
2. Cryptic forms differ from those in the group above in being macroscopic but similarly inhabit environments of constantly high humidity, such as soil and tropical forest litter. Included in this group are some algae and bryophytes, gametophytes of homosporous pteridophytes, earthworms, leeches, flatworms, isopods, slugs, insect larvae, some amphibians and myriapods.
3. Poikilohydric (desiccation-tolerant) organisms require high humidity to function but can tolerate desiccation by drying out and rehydrating when conditions become favourable again. Cryptobiotic Cyanobacteria, some bryophytes and algae, rotifers and mites occur in this group; also included are some vascular plants that are primary colonisers of unstable environments as well as organisms with desiccation-tolerant resting stages such as the seeds of vascular plants and the eggs of fairy shrimps.
4. Homoiohydric organisms have achieved the true conquest of the land by the use of waterproof cuticles, transport systems and osmoregulation. In this group are most tracheophytes, tetrapods, insects, arachnids and some isopods and molluscs.

Another important barrier to terrestrialisation is the necessity to change from obtaining oxygen from water to breathing air. Oxygen is more abundant in air ( $8.65 \text{ mol m}^{-3}$ ) than in water ( $0.262 \text{ mol m}^{-3}$ ), but its availability to organisms depends on other factors, such as the rate of diffusion and the efficiency of oxygen-binding molecules in the blood. Many littoral plants and animals can survive out of water for periods, but organisms that spend their lives out of water require new organs of respiration: lungs rather than gills. The problem is compounded by the fact that the carbon dioxide and oxygen molecules are larger than water molecules, thus membranes for gas exchange leak water. This means that respiratory surfaces need to be internalised, and valves are required to regulate air flow – stomata in plants, spiracles in insects and so on.

Degrees of terrestrial adaptation can be determined in living animals and plants from their anatomy and physiology, but for the sequence and timing of events during the major phase of terrestrialisation in the Middle Palaeozoic, the fossil record holds the only clues. Four phases of terrestrialisation were recognised by Edwards and Selden (1993), based mainly on the plant fossil record. Exceptional examples of invertebrate animal fossils appear in the later phases. Complex terrestrial biotas, based mainly on arthropods and plants, had developed by the Devonian period; colonisations by vertebrates, molluscs and crustaceans followed these early pioneers much later, into already well-established ecosystems. **See also: [Adaptation and Natural Selection: Overview](#); [Fossil Record: Quality](#)**

## Precambrian Land Organisms

The first seven-eighths of the history of the Earth is called the Precambrian. The early Precambrian was completely inhospitable to life, but by about 4 Ma BP there is evidence in the form of metamorphosed sedimentary rocks of erosion by free water. Land surfaces must have been barren and desertlike, with lethally high ultraviolet (UV) radiation. There was less oxygen than in the present atmosphere, but levels increased throughout the Precambrian as a result of the activity of photosynthetic organisms.

Fossil evidence of terrestrial life in this first phase of terrestrialisation is poor. During the Proterozoic, it is likely that microbial crusts were present on the land surface. Evidence for this are the widespread occurrence of Precambrian Cyanobacteria in better preserved, nonterrestrial environments; the fact that Cyanobacteria are common on stressed land surfaces today (e.g. around hot springs, deserts and salt flats) and the localised development of carbon-rich layers in Precambrian palaeosols that may represent the remains of prokaryotic mats (Labandeira, 2005; Beraldi-Campesi, 2013; Wellman and Strother, 2015).

Precambrian Metazoa are known only from the marine environment, and there is no evidence of higher plants in the fossil record until much later, in the Palaeozoic Era. Nevertheless, probable bacteria and the archaeans colonisers would have been extremely important in developing soil profiles and contributing towards a terrestrial environment that was amenable to later colonisation by higher plants and animals. **See also: [Photosynthesis and Respiration in Cyanobacteria](#)**

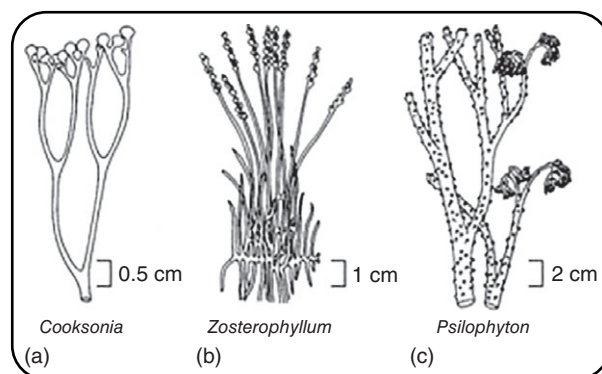
## Land Plants

Shear (1991) noted the important difference between an ecological concept of land plants (Embryophyta and also lichenised fungi) and the true vascular plants (Tracheophyta) that have a water-conducting system which enables them to grow erect from the substrate. However, there is evidence in the form of carbonised tubes of possibly vascular anatomy in nontracheophyte embryophytes of unknown affinity. The idea that terrestrialisation was a single evolutionary advance in plants, wherein all the anatomical adaptations to land life appeared simultaneously in the first tracheophyte, is disappearing as a range of separate adaptations are discovered among a variety of primitive embryophytes (Cascales-Miñana *et al.*, 2019).

In the second phase of land colonisation, extending from the Ordovician to the Lower Devonian, fossil evidence consists of sporopollenin-impregnated, desiccation-resistant dispersal or resting forms (sporomorphs) and plant cuticles that are presumably adapted to land life. These early forms cannot be allied with certainty to living plant groups, though some may be bryophytes and others seem to have had a thalloid form for part of their life cycle (Wellman, 2010). Such plants may have been adapted to widely fluctuating water supply and temperature: desiccation-tolerant forms, able to dry out and recover.

In the third phase, from the Lower Silurian (Llandovery) to Lower Devonian (Lochkovian), the first miospores (monads with well-defined trilete marks) are encountered. Later, these spores became sculptured, and many taxa are recognised, but they can only exceptionally be linked to vegetative taxa. It was also at this time that the rhyniophytoids – simple, smooth and upright stems branching isotomously and bearing axial globular or discoidal sporangia – originated and later proliferated. Internal anatomy of rhyniophytoids is poorly known, but tracheids have been demonstrated in *Cooksonia* (**Figure 1a**). The landscape was now taking on the appearance of a short, green turf, and presumably, animal–plant relationships were being established in these early terrestrial ecosystems. **See also: [Coevolution](#)**

The fourth phase can be recognised as beginning in the Late Silurian (Late Ludlow) of Australia or Early Devonian (Early Lochkovian) of Laurasia and finishing – though the end is less clear – in the Late Devonian (Frasnian). This phase was the final pioneering stage during which the major tracheophyte groups Zosterophyllophytina and Drepanophycopsida appeared, all land plants diversified (**Figure 1**) and the first body fossil evidence for land animals is found. Both of these tracheophyte groups became extinct at the end of the phase, but others persisted. Competition among new plant groups developed, and the upward struggle culminated in the tree form being established by the Late Devonian. Stratification in plant communities occurred at the same time. Heterospory and the elimination of the free gametophyte led to the seed habit by the end of the Devonian period. **See also: [Gametophyte and Sporophyte](#)**



**Figure 1** Reconstructions of early land plants. (a) *Cooksonia* from the Late Silurian. (b) *Zosterophyllum* from the Lower Devonian. (c) *Psilophyton* from the Lower Devonian. Note the increase in stature and complexity through time.

## Silurian and Devonian Arthropod Records

Some recent research using molecular dating methods have placed the terrestrialisation of arthropods much further back in time than suggested by the fossil record. For example, the analysis by Lozano-Fernandez *et al.* (2020) placed arachnids emerging onto land in late Cambrian–early Ordovician times, while Noah *et al.* (2020) recognised numerous scenarios of multiple invasions (and returns) of the land from the sea by chelicerates.

There is no fossil evidence for metazoan animals on land during phases 1 and 2, but it is likely that animal cryptobiosis had developed in conjunction with the bryophytic swards of phase 2. Pioneer animals such as tardigrades are well adapted for life in such unstable environments. These microscopic water bears thrive in moist habitats which periodically dry up. When this occurs, they form tuns that, like seeds, provide both protection during the dry period and a dispersal mechanism. Indeed, the survival potential of tardigrades is legendary (Jönsson *et al.*, 2008; Tsujimoto *et al.*, 2016). The tuns of littoral tardigrades

would no doubt have blown inland and rehydrated in moist habitats during this phase.

In phase 3, the only evidence of metazoan life on land comes from trace fossils. Arthropod trackways formed subaerially are known from a number of localities, but these were primarily aquatic animals, such as eurypterids, making brief excursions across mudflats and sand bars. In uppermost Ordovician rocks, palaeosols containing burrows were cited as evidence for vermiform animals, possibly millipedes (diplopods), apparently in terrestrial substrates (Retallack and Feakes, 1987). However, these have since been shown to have formed in a marginal marine environment. Similarly, trackways in the upper Ordovician Borrowdale Volcanic Group were interpreted as the result of millipede-like animals walking on land or, rather more likely, emerging from water and dying on the shoreline of the sea or a lake, hence not truly terrestrial animals (Shillito and Davies, 2018; Briggs *et al.*, 2019). The oldest known terrestrial metazoan trace fossils are Silurian in age (Davies *et al.*, 2010).

Evidence of land animal body fossils is restricted to phase 4 (Table 1). A record of an Ordovician oribatid mite (Bernini *et al.*, 2002) has not been generally accepted (Schaefer *et al.*,

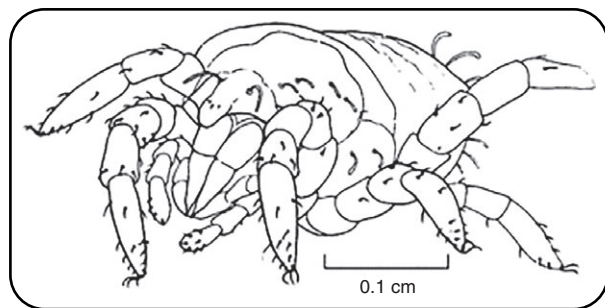
**Table 1** Stratigraphic chart showing some early terrestrial biotas with both plant and animal remains of Silurian and Devonian age

Period (Ma BP)	Epoch	Localities with terrestrial biota
Devonian		
359	Fammenian	Strud, Belgium: plants, eurypterids, various crustaceans, <i>Strudiella</i> , fish, tetrapods; floodplain and temporary pools
372	Frasnian	
383	Givetian	Gilboa, New York: lycopsids, progymnospermopsids; uraraneids, trigonotarbid, mites, chilopods, arthropleurids, scorpions, eurypterids, hexapods; deltaic mudstone
388	Eifelian	
393	Emsian	Alken-an-der-Mosel, Germany: algae, lycopsids, rhyniopsids; eurypterids, xiphosurans, crustaceans, molluscs, fish, trigonotarbid, arthropleurid; brackish lagoon Gaspé and New Brunswick, Canada: lycopsids, rhyniopsids, trimerophytes, zosterophylls, lycopsids; scorpions, arthropleurids, diplopods; fluvial swamp
408	Pragian	Rhynie, Scotland: cyanobacteria; fungi, nematophytes; algae, charophytes, zosterophyll, rhyniopsids, <i>Asteroxylon</i> ; collembolans, trigonotarbid, mites, opilionids, crustaceans, chilopods, euthycarcinoids, <i>Rhyniognatha</i> ; terrestrial hot spring
411	Lochkovian	Stonehaven, Scotland: plant fragments, crustaceans, diplopods, fish; braided streams
Silurian		
419	Pridoli	Ludford Lane, England: rhyniophytoids, <i>Cooksonia</i> , <i>Nematothallus</i> ; trigonotarbid, chilopods, arthropleurid, euthycarcinoid, eurypterid, scorpion, restricted marine fauna; sub/intertidal lag deposit
423	Ludlow	Kerrera, Scotland: plant fragments, diplopods, eurypterids, fish; temporary playa lake
427	Wenlock	Hagshaw Hills, Scotland: eurypterid, diplopod, fish; freshwater lake
433		

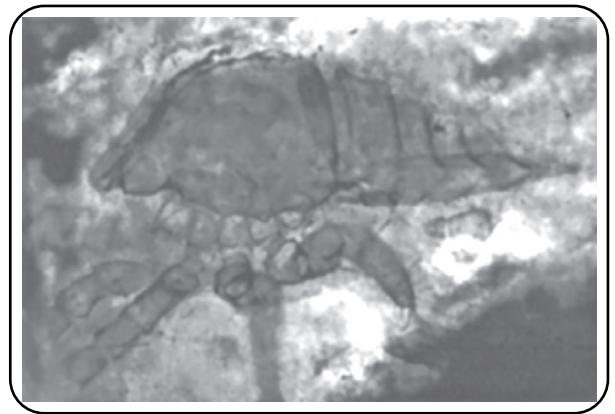
2010). All of the putative records of the earliest land animal over the past few years have come from the Midland Valley of Scotland. At Stonehaven, millipedes with spiracles (openings of air-breathing organs) were reported in sedimentary rocks dating to the middle Silurian Period (c. 427 Ma) (Wilson and Anderson, 2004). However, more recent zircon datings of these strata have shown them to be lowermost Devonian (c. 414 Ma) in age (Suarez *et al.*, 2017; Selden, 2019). The oldest land animal status then passed to *Casiogrammus ichthyeros* (Wilson, 2005) from the Hagshaw Hills (middle Silurian, c. 430–433 Ma) (Selden, 2019). However, this fossil consists simply of numerous body segments, lacking other features that would identify it as a millipede or a land animal. Further dating studies on the Scottish terrestrial deposits (Brookfield *et al.*, 2020) showed that millipedes from 425 Ma rocks on the island of Kerrera are more definitively the oldest land animals at present. They occur together with fish, eurypterids and plant remains in sediments suggestive of temporary lakes (Trewin *et al.*, 2012).

Nearly as old as the Kerrera millipedes is a biota from the earliest Pridoli Epoch (c. 423 Ma: Catlos *et al.*, 2020) at the site known as Ludford Lane (Jeram *et al.*, 1990). In sediments representing flood deposits apparently derived from erosion of salt marshes, fossil trigonotarbid arachnids and myriapods occur together with land plants and a restricted marine fauna. Better preserved are the trigonotarbids, mites (**Figure 2**), Collembola, crustaceans and myriapods from the Lower Devonian Rhynie chert of Scotland, preserved in terrestrial hot-spring deposits. The younger Alken-an-der-Mosel site in Germany has produced terrestrial plants and trigonotarbids together with a brackish marine fauna. The oldest land animals in North America come from late Middle Devonian strata of Gilboa, New York. This material, like that of Ludford Lane, was etched from shales using hydrofluoric acid and includes trigonotarbids, uraraneids, mites, chilopods, arthropleurids and possible insects. **See also: Rhynie Chert**

Thus, the earliest land animal body fossils belong to diplopods, scutigermorph chilopods and arachnids. Trigonotarbids are extinct relatives of spiders and, like them, were predators. Enigmatic arthropod fragments from Gilboa, formerly described as trigonotarbids, then as spiders, have since been shown to belong to a group of proto-spiders called uraraneids (Selden



**Figure 2** The mite *Protacarus crani* from the Rhynie chert. Left lateral view of holotype specimen. Hirst, S. (1923). XLVI.—On some Arachnid remains from the Old Red Sandstone (Rhynie Chert Bed, Aberdeenshire). *Annals and Magazine of Natural History*, 12 (70), 455–474.



**Figure 3** The trigonotarbid *Palaeocharinus* sp. in Rhynie chert. Left lateral view of approximate sagittal section, anterior to left. This specimen is <1 mm long; Rhynie trigonotarbids range up to 5 mm in length.

*et al.*, 2008). Trigonotarbids (**Figure 3**) are found in nearly all Devonian terrestrial biotas. Scorpions may have been aquatic at this time, though the evidence is disputed (Howard *et al.*, 2019). If so, aquatic and terrestrial scorpions probably existed together until the Carboniferous. Aquatic scorpions and the related eurypterids, both predatory animals, may have made excursions onto land (Lamsdell *et al.*, 2020). The oldest fossil harvestman (Opiliones) occurs at Rhynie; it appears to belong to the modern group which includes the familiar daddy long-legs (Dunlop *et al.*, 2004). Two groups of mite fossils occur at Rhynie and Gilboa: oribatids, which are detritivores or fungivores in modern ecosystems, and aliorhagiids, which are known to prey on nematodes.

Scutigermorph chilopods are long-legged, fast-running predators common in warm parts of the world today; diplopods are primarily detritivores. Extinct orders of myriapods also occur in these early terrestrial biotas: Devonobiomorpha (chilopods) at Gilboa, Arthropleurida (diplopods) at most sites and the enigmatic euthycarcinoids from Rhynie, the Upper Devonian of Belgium and elsewhere (their trackways are known from Cambrian strata), which are now considered amphibious stem-group myriapods (Gueriau *et al.*, 2020).

Modern terrestrial ecosystems are dominated by insects and their relatives (Hexapoda). These are represented in the Devonian only by Collembola (springtails) in the Rhynie Chert. Collembola are detritivores/fungivores that occur in modern soils in enormous numbers. The jaw apparatus of *Rhyniognatha* from Rhynie, considered to represent the oldest true insect by Engel and Grimaldi (2004), more likely belongs to a centipede (Haug and Haug, 2017). A supposed insect fossil, *Gaspea*, from the Middle Devonian of Gaspé, Canada, is most likely a modern contaminant (Jeram *et al.*, 1990). Similarly, a supposed complete insect from the Upper Devonian of Strud, Belgium (Garrouste *et al.*, 2012; Gueriau *et al.*, 2018), has been debunked (Hörschemeyer *et al.*, 2013; Haug and Haug, 2017). Pieces of cuticles closely resembling that of modern primitive hexapods have been found at Ludford Lane and Gilboa.



Evidence of plant–animal interaction in early terrestrial ecosystems is provided by coprolites (fossil faeces). Drop-pings represent the undigested parts of an animal's diet. Those described from Siluro-Devonian ecosystems show a preponderance of detritivore and fungivore producers, mainly millipedes and collembolans (Habgood *et al.*, 2004; Edwards *et al.*, 1995, 2020), and commonly include a large number of undigested spores.

The earliest terrestrial animals were predominantly carnivores; there were some detritivores and fungivores, but modern-style herbivores were absent. There is some evidence of animals piercing plant cells and extracting fluids, but no animals were chewing plant leaves or stems whole. Therefore, such plant organs, upon death, would be degraded by fungi and bacteria on the ground. This semidecomposed matter would have formed the food of detritivores. Evidence from coprolites and body fossils points towards a food chain based on detritivory, which is common in soils today. Modern herbivory involves symbiotic bacteria and fungi within the animals' guts that most likely evolved within detritivorous ancestors. Thus, the earliest terrestrial food chains were detritivore based. There is little evidence for modern herbivory until at least Late Carboniferous times. Aquatic tetrapods are known from the Late Devonian, but the earliest unequivocal terrestrial vertebrates are Carboniferous in age. Herbivorous tetrapods first appeared in the Late Carboniferous, but it was not until Late Permian times that a modern-type food chain had been assembled. Taking the evidence as presented, trophic relationships in early terrestrial ecosystems were radically different from those in today's more herbivore-influenced world.

## Glossary

**Cryptobiosis** Ability of an organism to form a resting stage in order to survive unfavourable (e.g. drought) conditions.

**Detritivore** Animal which derives nutrition from eating plant and animal detritus, for example most millipedes (Diplopoda).

**Embryophyta** Taxonomic group of land plants, including bryophytes (mosses and lichens) and vascular plants (Tracheophyta).

**Fungivore** Animal which derives nutrition from eating fungi, for example millipedes (Diplopoda), many insect larvae and slugs.

**Homoiohydric** Desiccation resistance. Descriptive of organisms which maintain internal hydration, even in drought, by the use of waterproof cuticles and so on.

**Littoral** The seashore; living on the seashore.

**Myriapoda** Arthropods with many, similar segments and legs; including millipedes (Diplopoda), centipedes (Chilopoda) and arthropleurids.

**Palaeosol** Fossilised soil.

**Poikilohydric** Desiccation tolerance. Descriptive of organisms which require high humidity but tolerate desiccation and rehydrate when favourable conditions resume.

**Sporomorph** Plant spore or spore-like object.

**Tracheophyta** Land plants which have a vascular system for conducting fluids and hence are able to reach greater heights above the substrate than more primitive lands plants.

**Trilete mark** Triradiate feature on a plant spore through which germination occurs.

**Vermiform** Worm shaped.

## References

- Beraldi-Campesi H (2013) Early life on land and the first terrestrial ecosystems. *Ecological Processes* **2**: 1.
- Bernini F, Carnevale G, Bagnoli G and Stonge S (2002) An Early Ordovician oribatid mite (Acari: Oribatida) from the island of Öland, Sweden. In: Bernini F, Nannelli R, Nuzzaci G and de Lillo E (eds) *Acarid Phylogeny and Evolution. Adaptation in Mites and Ticks*, pp 45–47. Kluwer: Dordrecht, The Netherlands.
- Briggs DEG, Suthren RJ and Wright JL (2019) Death near the shoreline, not life on land: Ordovician arthropod trackways in the Borrowdale Volcanic Group, UK: COMMENT. *Geology* **47**: e463.
- Brookfield ME, Catlos EJ and Suarez SE (2020) Myriapod divergence times differ between molecular clock and fossil evidence: U/Pb zircon ages of the earliest fossil millipede-bearing sediments and their significance. *Historical Biology*. DOI: 10.1080/08912963.2020.1761351.
- Cascales-Miñana B, Steemans P, Servais T, Lepot K and Gerrienne P (2019) An alternative model for the earliest evolution of vascular plants. *Lethaia* **8**: 281–289.
- Catlos EJ, Mark DF, Suarez S, *et al.* (2020) Late Silurian zircon U-Pb ages from the Ludlow and Downton bone beds, Welsh Basin, UK. *Journal of the Geological Society* **178**: jgs2020–107.
- Davies NS, Rygel MC and Gibbling MR (2010) Marine influence in the Upper Ordovician Juniata Formation (Potters Mills, Pennsylvania): implications for the history of life on land. *PALAIOS* **25**: 527–539.
- Dunlop JA, Anderson LI, Kerp H and Hass H (2004) A harvestman (Arachnida: Opiliones) from the Early Devonian Rhynie cherts, Aberdeenshire, Scotland. *Transactions of the Royal Society of Edinburgh: Earth Sciences* **94**: 341–354.
- Edwards D and Selden PA (1993) The development of early terrestrial ecosystems. *Botanical Journal of Scotland* **46**: 337–366.
- Edwards D, Selden PA, Richardson JB and Axe L (1995) Coprolites as evidence of plant-animal interaction in Siluro-Devonian terrestrial ecosystems. *Nature* **377**: 329–331.
- Edwards D, Axe L, Morris JL, Boddy L and Selden PA (2020) Further evidence for fungivory in the Lower Devonian (Lochkovian) of the Welsh Borderland, UK. *Paläontologische Zeitschrift* **94**: 603–618.
- Engel MS and Grimaldi DA (2004) New light shed on the oldest insect. *Nature* **427**: 627–630.
- Garroute R, Clément G, Nel P, *et al.* (2012) A complete insect from the Late Devonian period. *Nature* **488**: 82–85.
- Gueriau P, Rabet N and Du Tien HE (2018) The Strud crustacean fauna (Late Devonian, Belgium): updated review and palaeoecology of an early continental ecosystem. *Earth and Environmental Science Transactions of the Royal Society of Edinburgh* **107**: 79–90.
- Gueriau P, Lamsdell JC, Wogelius RA, *et al.* (2020) A new Devonian euthycarcinoid reveals the use of different respiratory strategies during the marine-to-terrestrial transition in the myriapod lineage. *Royal Society Open Science* **7**: 201037.
- Habgood K, Hass H and Kerp H (2004) Evidence for an early terrestrial food web: coprolites from the Early Devonian Rhynie chert. *Transactions of the Royal Society of Edinburgh: Earth Sciences* **94**: 371–389.

- Haug C and Haug JT (2017) The presumed oldest flying insect: more likely a myriapod. *PeerJ* **5**: e3402–e3416.
- Hörschemeyer TT, Haug JT, Bethoux O, *et al.* (2013) Is *Strudiella* a Devonian insect. *Nature* **494**: E3–E5.
- Howard RJ, Edgecombe GD, Legg DA, Pisani D and Lozano-Fernandez J (2019) Exploring the evolution and terrestrialization of scorpions (Arachnida: Scorpiones) with rocks and clocks. *Organisms Diversity & Evolution* **19**: 71–86.
- Jeram AJ, Selden PA and Edwards D (1990) Land animals in the Silurian: arachnids and myriapods from Shropshire, England. *Science* **250**: 658–666.
- Jönsson KI, Rabbow E, Schill RO, Harms-Ringdahl M and Rettberg P (2008) Tardigrades survive exposure to space in low Earth orbit. *Current Biology* **18**: R729–R731.
- Labandeira CC (2005) Invasion of the continents: cyanobacterial crusts to tree-inhabiting arthropods. *Trends in Ecology and Evolution* **20**: 253–262.
- Lamsdell JC, McCoy VE, Perron-Feller OA and Hopkins MJ (2020) Air breathing in an exceptionally preserved 340-million-year-old sea scorpion. *Current Biology*. DOI: 10.1016/j.cub.2020.08.034.
- Lozano-Fernandez J, Tanner AR, Puttick MN, *et al.* (2020) A Cambrian–Ordovician terrestrialization of arachnids. *Frontiers in Genetics* **11**: 182. DOI: 10.3389/fgene.2020.00182.
- Noah KE, Hao J, Li L, *et al.* (2020) Major revisions in arthropod phylogeny through improved supermatrix, with support for two possible waves of land invasion by chelicerates. *Evolutionary Bioinformatics* **16**: 1176934320903735.
- Retallack GJ and Feakes CR (1987) Trace fossil evidence for Late Ordovician animals on land. *Science* **235**: 61–63.
- Schaefer I, Norton RA, Scheu S and Maraun M (2010) Arthropod colonization of land – Linking molecules and fossils in oribatid mites (Acari, Oribatida). *Molecular Phylogenetics and Evolution* **57**: 113–121.
- Selden PA, Shear WA and Sutton MD (2008) Fossil evidence for the origin of spider spinnerets, and a proposed arachnid order. *Proceedings of the National Academy of Sciences of the United States of America* **105**: 20781–20785.
- Selden PA (2019) The latest on the oldest. *Bulletin of the British Myriapod and Isopod Group* **31**: 20–25.
- Shear WA (1991) The early development of terrestrial ecosystems. *Nature* **351**: 283–289.
- Shillito AP and Davies NS (2018) Death near the shoreline, not life on land: Ordovician arthropod trackways in the Borrowdale Volcanic Group, UK. *Geology* **47**: 55–58.
- Suarez SE, Brookfield ME, Catlos EJ and Stöckli DF (2017) A U–Pb zircon age constraint on the oldest-recorded air-breathing land animal. *PLoS One* **12**: e0179262–10.
- Trewin NH, Gurr PR, Jones RB and Gavin P (2012) The biota, depositional environment and age of the Old Red Sandstone of the island of Kerrera, Scotland. *Scottish Journal of Geology* **48**: 77–90.
- Tsujimoto M, Imura S and Kanda H (2016) Recovery and reproduction of an Antarctic tardigrade retrieved from a moss sample frozen for over 30 years. *Cryobiology* **72**: 78–81.
- Wellman CH (2010) The invasion of the land by plants: when and where? *New Phytologist* **188**: 306–309.
- Wellman CH and Strother PK (2015) The terrestrial biota prior to the origin of land plants (embryophytes): a review of the evidence. *Palaeontology* **58**: 601–627.
- Wilson HM and Anderson LI (2004) Morphology and taxonomy of Paleozoic millipedes (Diplopoda: Chilognatha: Archipolypoda) from Scotland. *Journal of Paleontology* **78**: 169–184.
- Wilson HM (2005) Zosterogrammida, a new order of millipedes from the Middle Silurian of Scotland and the Upper Carboniferous of Euramerica. *Palaeontology* **48**: 1101–1110.

## Further Reading

- Beerbower R (1985) Early development of continental ecosystems. In: Tiffney BH (ed.) *Geological Factors and the Evolution of Plants*. Yale University Press: New Haven, CT.
- Dunlop JA, Scholtz G and Selden PA (2013) Water-to-land transitions. In: Minnelli A, Boxshall G and Fusco G (eds) *Arthropod Biology and Evolution*, chap. 16, pp 417–439. Springer: Berlin.
- Edwards D, Selden PA, Richardson JB and Axe L (1995) Coprolites as evidence for plant–animal interaction in Siluro–Devonian terrestrial ecosystems. *Nature* **377**: 329–331.
- Giribet G and Edgecombe GD (2019) The phylogeny and evolutionary history of arthropods. *Current Biology* **29**: R592–R602.
- Selden PA and Edwards D (1989) Colonisation of the land. In: Allen KC and Briggs DEG (eds) *Evolution and the Fossil Record*, chap. 6, pp 122–152. Belhaven Press: London.
- Selden PA and Jeram AJ (1989) Palaeophysiology of terrestrialisation in the Chelicerata. *Transactions of the Royal Society of Edinburgh: Earth Sciences* **80**: 303–310.
- Selden PA and Nudds JR (2012) *Evolution of Fossil Ecosystems*, 2nd edn. Manson Publishing: London.
- Shear WA, Selden PA, Rolfe WDI, Bonamo PM and Grierson JD (1987) New terrestrial arachnids from the Devonian of Gilboa, New York (Arachnida: Trigonotarbita). *American Museum Novitates* **2901**: 1–74.
- Shear WA and Selden PA (2000) Rustling in the undergrowth: animals in early terrestrial ecosystems. In: Gensel PG and Edwards D (eds) *Plants Invade the Land: Evolutionary and Environmental Perspectives*. Columbia University Press: New York, NY.
- Vermeij GJ (2017) How the land became the locus of major evolutionary innovations. *Current Biology* **27**: 3178–3182.e1.